



Future Scholar Direct Program **Portfolio Construction**

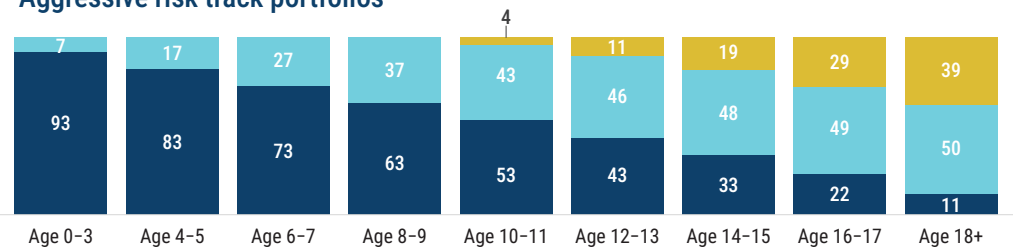
The Future Scholar 529 College Savings Plan offers three investment options, each with a variety of portfolios designed to help meet your education saving goals. Choose an age-based option, a target-allocation option or a single-fund option – whatever strategy works best for you.

1 | Age-based option

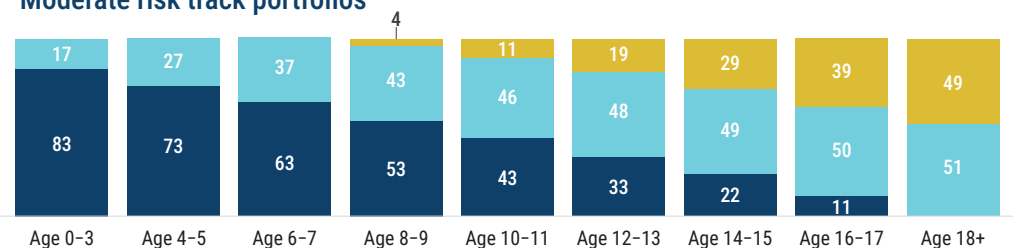
With this option you select an age-based target-allocation track – Conservative, Moderate or Aggressive – that fits your college planning needs. Your contributions are placed in a portfolio within the track you choose, based on your beneficiary's age and your personal risk tolerance.

As the child gets closer to college age, the track will automatically reallocate a percentage of your assets out of equity funds (which have more stocks) into more conservative funds, such as bonds and money market funds. This means that when it's time for college and your beneficiary is ready to begin withdrawing funds for school, a larger proportion of your funds will be in more conservative, lower risk investments.

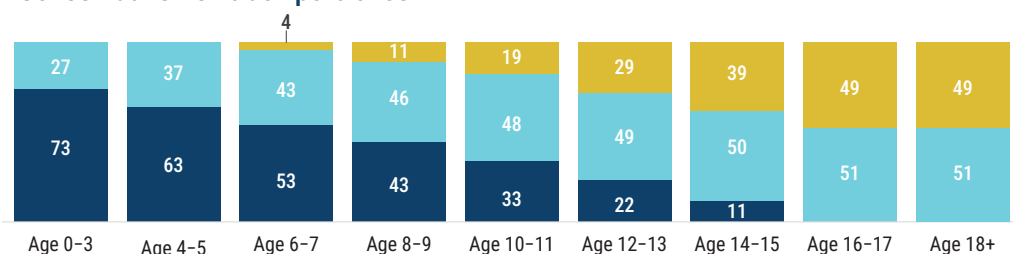
Aggressive risk track portfolios



Moderate risk track portfolios



Conservative risk track portfolios



■ Equities (%) ■ Fixed income (%) ■ Money market (%)



Curtis Loftis
 State Treasurer

The principal value of the fund(s) is not guaranteed at any time.

The Future Scholar 529 College Savings Plan is sponsored by the state of South Carolina. Investments made in Future Scholar are:

Not FDIC or NCUA Insured | No Financial Institution Guarantee | May Lose Value

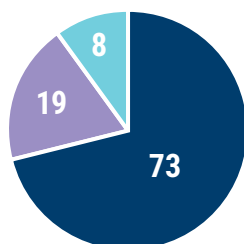


2 | Target-allocation option

You can also choose among seven target-allocation portfolios ranging from aggressive to more conservative, allowing you to choose a strategy best suited to your investment goals. Unlike the age-based portfolios that shift over time, your investment in an asset-allocation portfolio will remain constant unless you decide to change it.

Aggressive Growth Portfolio

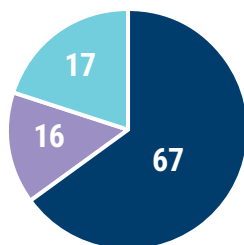
92% total equities
8% fixed income



■ Domestic equity	73%
Columbia Large Cap Index	51
Columbia Mid Cap Index	14
SPDR® Portfolio S&P 600 Small Cap ETF	8
■ International equity	19%
Vanguard Developed Markets Index	18
Vanguard Emerging Markets Index	1
■ Fixed income	8%
Vanguard Total Return Bond Market II Index	6
SPDR® Portfolio High Yield Bond ETF	2

Growth Portfolio

83% total equities
17% fixed income

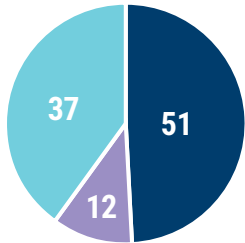


■ Domestic equity	67%
Columbia Large Cap Index	49
Columbia Mid Cap Index	12
SPDR® Portfolio S&P 600 Small Cap ETF	6
■ International equity	16%
Vanguard Developed Markets Index	15
Vanguard Emerging Markets Index	1
■ Fixed income	17%
Vanguard Total Return Bond Market II Index	6
Vanguard Mortgage-Backed Securities ETF	3
SPDR® Portfolio High Yield Bond ETF	2
Vanguard EM Government Bond ETF	1
Vanguard Intermediate Term Treasury ETF	2
Vanguard Inter-Term Corporate Bond ETF	3

Note: For complete information on asset-allocation ranges, permissible investment strategies and special risks that may be associated with the underlying mutual funds, please see the Program Description.

Moderate Growth Portfolio

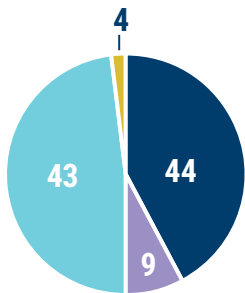
63% total equities
37% fixed income



Asset Class	Percentage	Asset Class	Percentage
Domestic equity	51%	Fixed income	37%
Columbia Large Cap Index	36	Vanguard Total Return Bond Market II Index	8
Columbia Mid Cap Index	10	Vanguard Mortgage-Backed Securities ETF	7
SPDR® Portfolio S&P 600 Small Cap ETF	5	SPDR® Portfolio High Yield Bond ETF	4
International equity	12%	Vanguard EM Government Bond ETF	2
Vanguard Developed Markets Index	11	Vanguard Intermediate Term Treasury ETF	9
Vanguard Emerging Markets Index	1	Vanguard Inter-Term Corporate Bond ETF	7

Moderate Portfolio

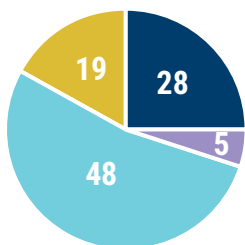
53% total equities
43% fixed income
4% money market



Asset Class	Percentage	Asset Class	Percentage
Domestic equity	44%	Fixed income	43%
Columbia Large Cap Index	32	SPDR® Portfolio High Yield Bond ETF	4
Columbia Mid Cap Index	8	Vanguard EM Government Bond ETF	2
SPDR® Portfolio S&P 600 Small Cap ETF	4	Vanguard Total Return Bond Market II Index	8
International equity	9%	Vanguard Mortgage-Backed Securities ETF	9
Vanguard Developed Markets Index	8	Vanguard Intermediate Term Treasury ETF	12
Vanguard Emerging Markets Index	1	Vanguard Inter-Term Corporate Bond ETF	8
Money market	4%		
		Vanguard Federal Money Market Fund ¹	4

Moderately Conservative Portfolio

33% total equities
48% fixed income
19% money market



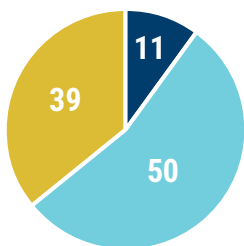
Asset Class	Percentage	Asset Class	Percentage
Domestic equity	28%	Fixed income	48%
Columbia Large Cap Index	21	SPDR® Portfolio High Yield Bond ETF	5
Columbia Mid Cap Index	4	Vanguard EM Government Bond ETF	2
SPDR® Portfolio S&P 600 Small Cap ETF	3	Vanguard Total Return Bond Market II Index	8
International equity	5%	Vanguard Mortgage-Backed Securities ETF	10
Vanguard Developed Markets Index	5	Vanguard Intermediate Term Treasury ETF	14
Money market	19%	Vanguard Inter-Term Corporate Bond ETF	9
		Vanguard Federal Money Market Fund ¹	19

■ Domestic equity ■ International equity ■ Fixed income ■ Money market

Note: For complete information on asset-allocation ranges, permissible investment strategies and special risks that may be associated with the underlying mutual funds, please see the Program Description.

Conservative Portfolio

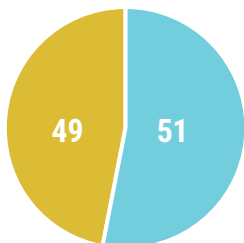
11% total equities
50% fixed income
39% money market



Domestic equity	11%
Columbia Large Cap Index	11
Fixed income	50%
SPDR® Portfolio High Yield Bond ETF	5
Vanguard EM Government Bond ETF	3
Vanguard Total Return Bond Market II Index	11
Vanguard Mortgage-Backed Securities ETF	9
Vanguard Intermediate Term Treasury ETF	15
Vanguard Inter-Term Corporate Bond ETF	7
Money market	39%
Vanguard Federal Money Market Fund ¹	39

College Portfolio

51% fixed income
49% money market



Fixed income	51%
SPDR® Portfolio High Yield Bond ETF	5
Vanguard EM Government Bond ETF	2
Vanguard Total Return Bond Market II Index	11
Vanguard Mortgage-Backed Securities ETF	8
Vanguard Intermediate Term Treasury ETF	18
Vanguard Inter-Term Corporate Bond ETF	7
Money market	49%
Vanguard Federal Money Market Fund ¹	49

¹ Retail Money Market funds and Government Money Market funds which may impose fees and gates: You could lose money by investing in the Fund. Although the Fund seeks to preserve the value of your investment at \$1.00 per share, it cannot guarantee it will do so. The Fund may impose a fee upon sale of your shares or may temporarily suspend your ability to sell shares if the Fund's liquidity falls below required minimums because of market conditions or other factors. An investment in the Fund is not insured or guaranteed by the Federal Deposit Insurance Corporation or any other government agency. The Fund's sponsor has no legal obligation to provide financial support to the Fund, and you should not expect that the sponsor will provide financial support to the Fund at any time.

Asset allocation does not ensure a profit or protect against loss.

The percentage allocations shown are target allocations as of March 31, 2024. These target allocations, and the actual percentage allocations to each underlying fund and asset class, are subject to change at any time. In addition, the underlying funds included in the Asset Allocation Portfolios may change. For the target-allocation ranges to individual asset classes, please see the Program Description.

Note: For complete information on asset-allocation ranges, permissible investment strategies and special risks that may be associated with the underlying mutual funds, please see the Program Description.





3 | Single-fund option

This investment choice allows you to customize a portfolio by selecting from a variety of offerings, each of which invests in a single underlying fund.

Single-fund portfolios	Underlying fund
Future Scholar Large Cap Index Portfolio	Columbia Large Cap Index
Future Scholar Mid Cap Index Portfolio	Columbia Mid Cap Index
Future Scholar Small Cap Index Portfolio	Columbia Small Cap Index
Future Scholar International Equity Index Portfolio	Vanguard Developed Markets Index
Future Scholar Bond Index Portfolio	Vanguard Total Bond Market II Index
Future Scholar Short Term Bond Index Portfolio	Vanguard Short-Term Bond Index
Future Scholar TIPS Bond ETF Portfolio	Schwab US TIPS ETF
Future Scholar Ultra Short Term Bond Portfolio	CMG Ultra Short Term Bond
Future Scholar Legacy Capital Preservation Portfolio ²	Separately Managed "Stable Value" Account ³
Future Scholar Bank Deposit Portfolio	Truist FDIC-insured interest-bearing account

² Although the issuer seeks to preserve the value of the investment at a fixed share price, it is possible to lose money by investing in this portfolio.

³ This portfolio invests in a separately managed account that invests primarily in book value investment contracts backed by one or more portfolios of short- and intermediate-term investment-grade bonds, Class I shares of Columbia Government Money Market Fund and, with respect to contributions made prior to October 1, 2010, a funding agreement.

To start saving with Future Scholar, call 888.244.5674 or visit futurescholar.com. For information about our advisor-sold Future Scholar Program, contact your financial advisor.



Although money contributed to the accounts will be invested in portfolios that hold mutual funds (among other types of investments), none of the Trust, the Direct Plan or any of the Direct Plan's investment portfolios is a mutual fund, and an investment in the Program is not an investment in shares of any mutual fund. See the Program Description for more information about the securities issued through the Program.

Investment risks

The section below summarizes some of the risks involved with investing in the Program portfolios and is not intended to be a complete list of the investment risks. For a complete list of investment risks, please see the Program Description. An investment in these portfolios may offer the potential for long-term growth but also involves certain risks.

Equity securities are subject to stock market fluctuations that occur in response to economic and business developments.

Stocks of small- and mid-cap companies pose special risks, including possible illiquidity and greater price volatility than stocks of larger, more established companies.

International investing involves special risks, including foreign taxation, currency risks, risks associated with possible differences in financial standards and other risks associated with future political and economic developments.

Investing in **fixed-income securities** may involve certain risks, including the credit quality of individual issuers, possible prepayments, market or economic developments, and yields and share price fluctuations due to changes in interest rates.

There are special risks associated with an investment in **real estate**, including credit risk, interest rate fluctuations and the impact of varied economic conditions.

The ETF shares made available through the Plan are listed for trading on NYSE Arca and can be bought and sold on the secondary market at market prices. Although it is expected that the market price of an ETF share typically will approximate its net asset value (NAV), there may be times when the market price and the NAV vary significantly. Thus, the Plan may pay more or less than NAV when it buys ETF shares on the secondary market and may receive more or less than NAV when it sells those shares.

Please consider the investment objectives, risks, charges and expenses carefully before investing. Contact your financial advisor or visit columbiathreadneedle.com for an Advisor Plan Program Description or visit futurescholar.com for a Direct Plan Program Description, which contains this and other important information about the Future Scholar 529 College Savings Plan. Read it carefully before investing. You should also consider, before investing, whether the investor's or designated beneficiary's home state offers any state tax or other state benefits such as financial aid, scholarship funds and protection from creditors that are only available for investments in such state's qualified tuition program.

The Direct Plan is sold directly by the Program and is limited to a specific group of investors, as described in the Program Description. You may also participate in the Advisor Plan, which is sold exclusively through financial advisors. The Advisor Plan offers additional investment choices, but the fees and expenses are higher. Please contact your financial advisor for additional information on the Advisor Plan.

Columbia Management Investment Distributors, Inc., member FINRA, is the distributor and underwriter for the Future Scholar 529 College Savings Plan Financial Advisor Program. The Office of State Treasurer of South Carolina (the State Treasurer) administers the program and has selected Columbia Management Investment Advisers, LLC. (CMIA) as program manager. CMIA and its affiliates are responsible for providing certain administrative, recordkeeping and investment services, and for the marketing of the program. Future Scholar is self-supported and does not receive taxpayer funding. CMIA is not affiliated with the State Treasurer.

Withdrawal of earnings not used for qualified higher education expenses will be subject to federal and possibly state income tax and may be subject to an additional 10% penalty.

Vanguard is a trademark of The Vanguard Group, Inc.

Columbia Threadneedle Investments (Columbia Threadneedle) is the global brand name of the Columbia and Threadneedle group of companies.

Columbia Management Investment Distributors, Inc.

© 2013-2024 Columbia Management Investment Advisers, LLC. All rights reserved.